

Repository and Mining of Temporal Data

Jessica Nguy
Siomara Nieves

Dr. Philip Chan

Progress of Current Milestone

Task	Completion%	Jessica	Siomara	To-Do
Investigate/Select Tools	100%	50%	50%	none
Investigate additional plugins/sites	60%	20%	40%	Plotting software and web-to-app plugins
Create .CSV program, "Hello World" demos	100%	50%	50%	none
Requirements Document	100%	75%	25%	none
Design Document	100%	50%	50%	none
Test Plan	100%	60%	40%	none

Discussion of Each Accomplished Task

Investigate/Select Tools: Investigated and selected collaboration tools, programming languages, and algorithms to use for analysis. Currently are using a combination of Slack, Gmail, and Google Docs for collaboration and GitHub to host code. We are using Python for our main language and SQL for our database.

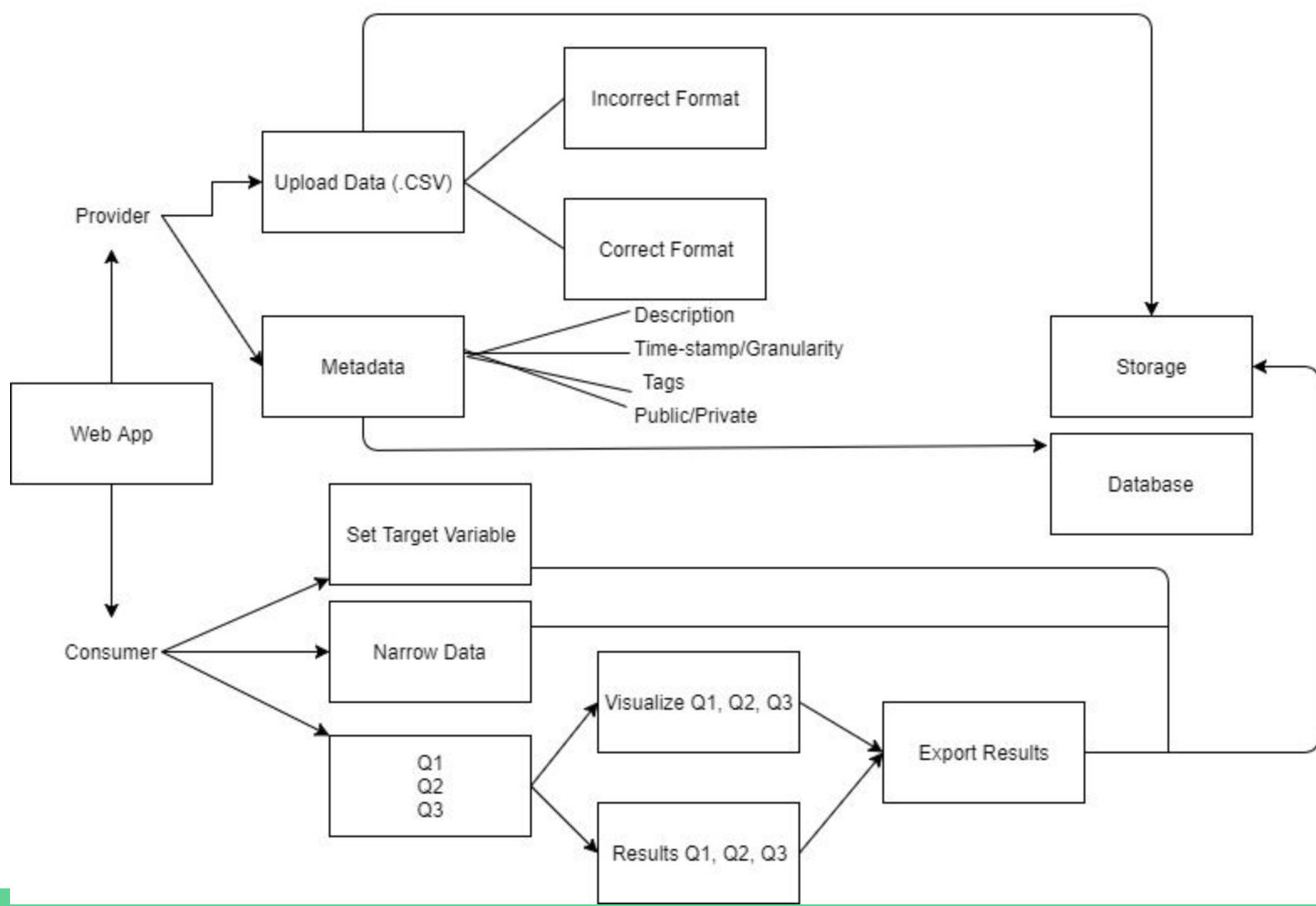
Investigate additional plugins/sites: Plugins were researched; currently looking at Django to implement and host our program on the web at the same time. Algorithms that we are using for the project is the calculations for z-score, standard deviation, Pearson Correlation, cross correlation, and linear regression.

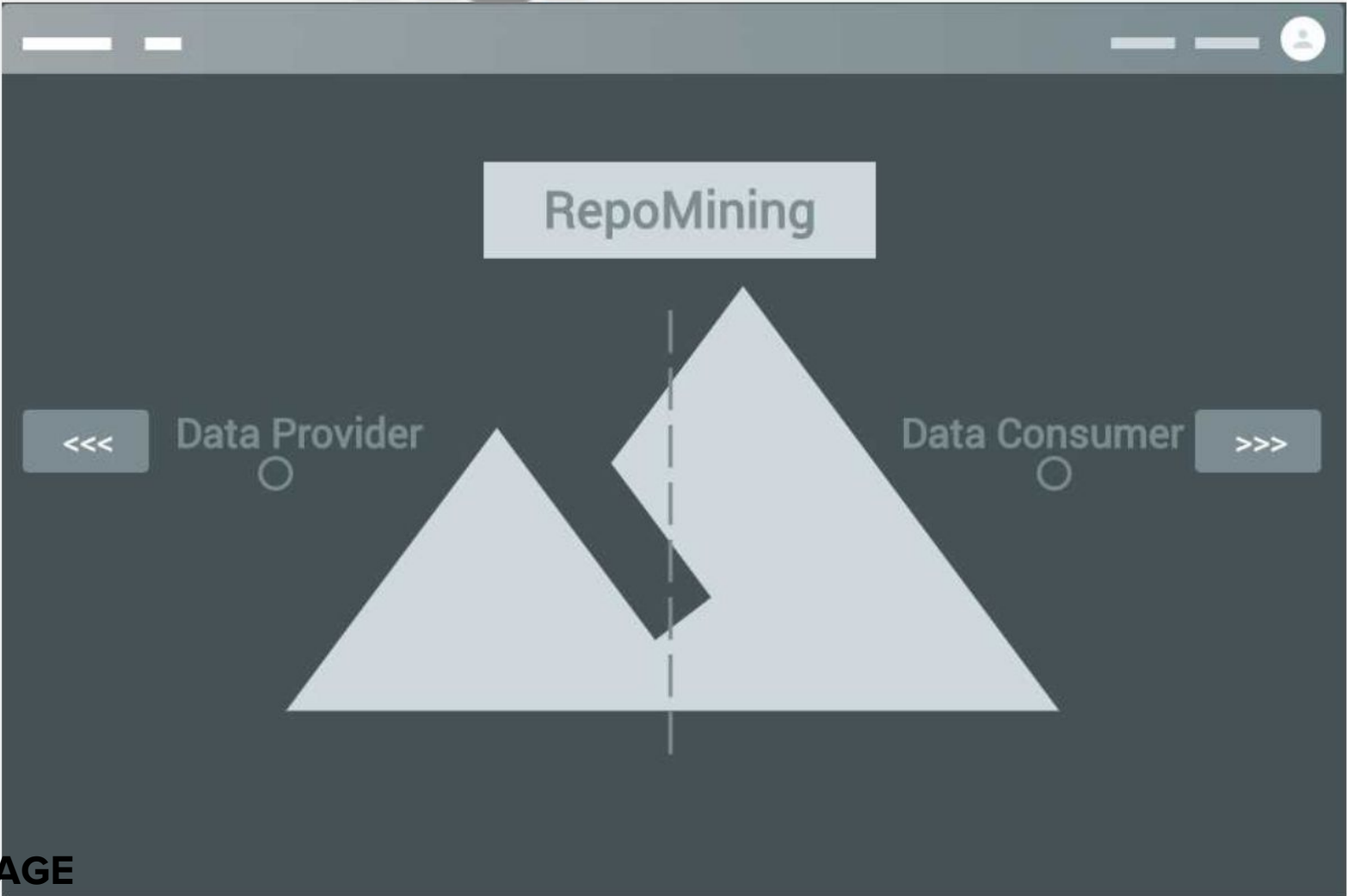
Create .CSV program, Hello World demos: a .CSV reader program was created as a demo to test the file input from the user and check if the file has the correct formatting with the data. The program simply takes the input file and prints it out on the console.

Requirements Document: Requirements Document was created using Google Docs. Issues that arose during the writing of this document was the need to be specific for certain requirements. Concepts that the project needed were also brought up as requirements, added to the document, and edited as necessary.

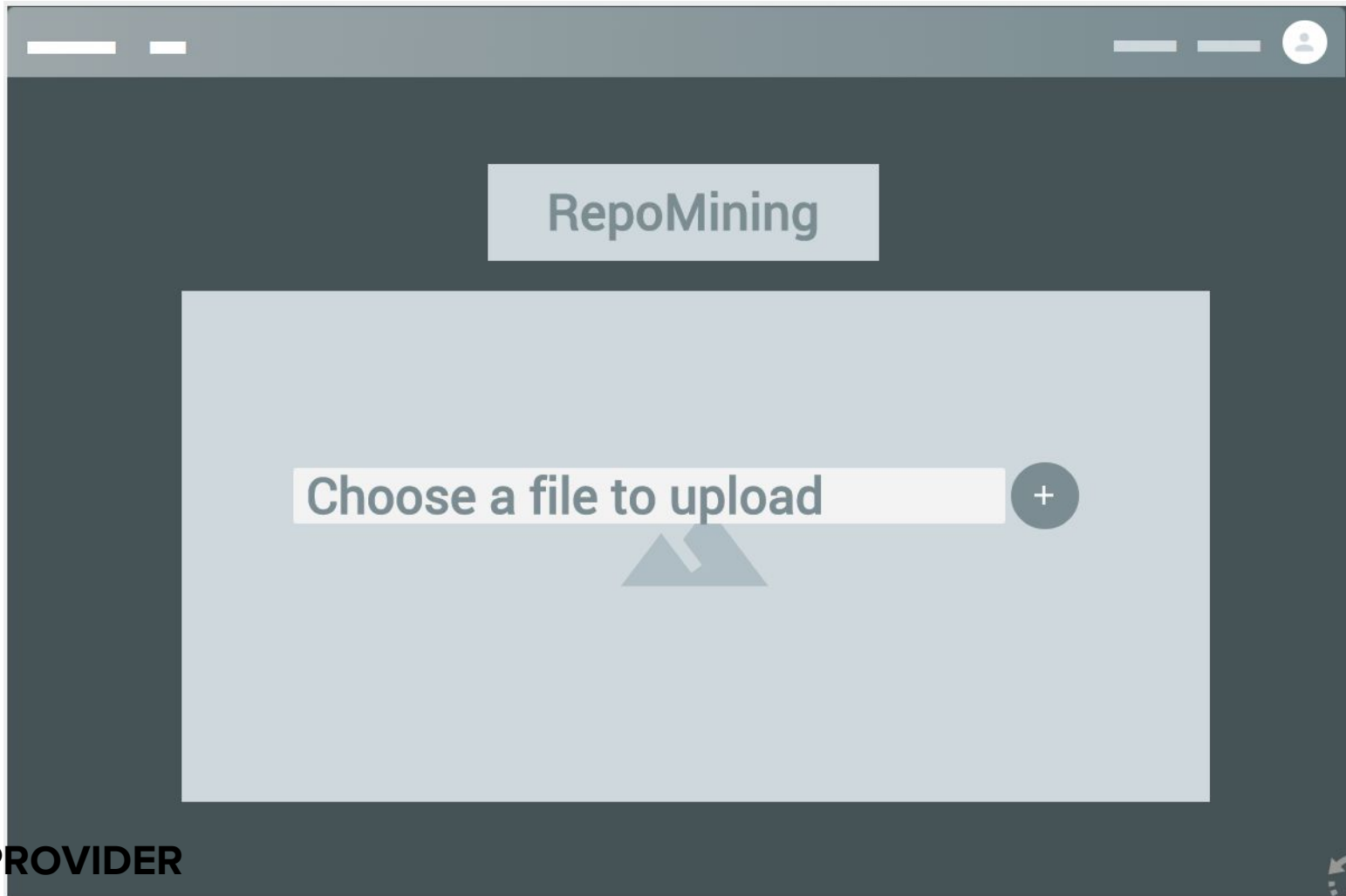
Design Document: Design Document was created using Google Docs. Includes the program's high level functional diagram and sketches for the GUI.

Test Plan: Test Plan was created using Google Docs. The document uses requirements from the Requirements Document and elaborated on its function and expected outputs to be considered as correct. There were no issues that appeared during writing this document.





MAIN PAGE



RepoMining

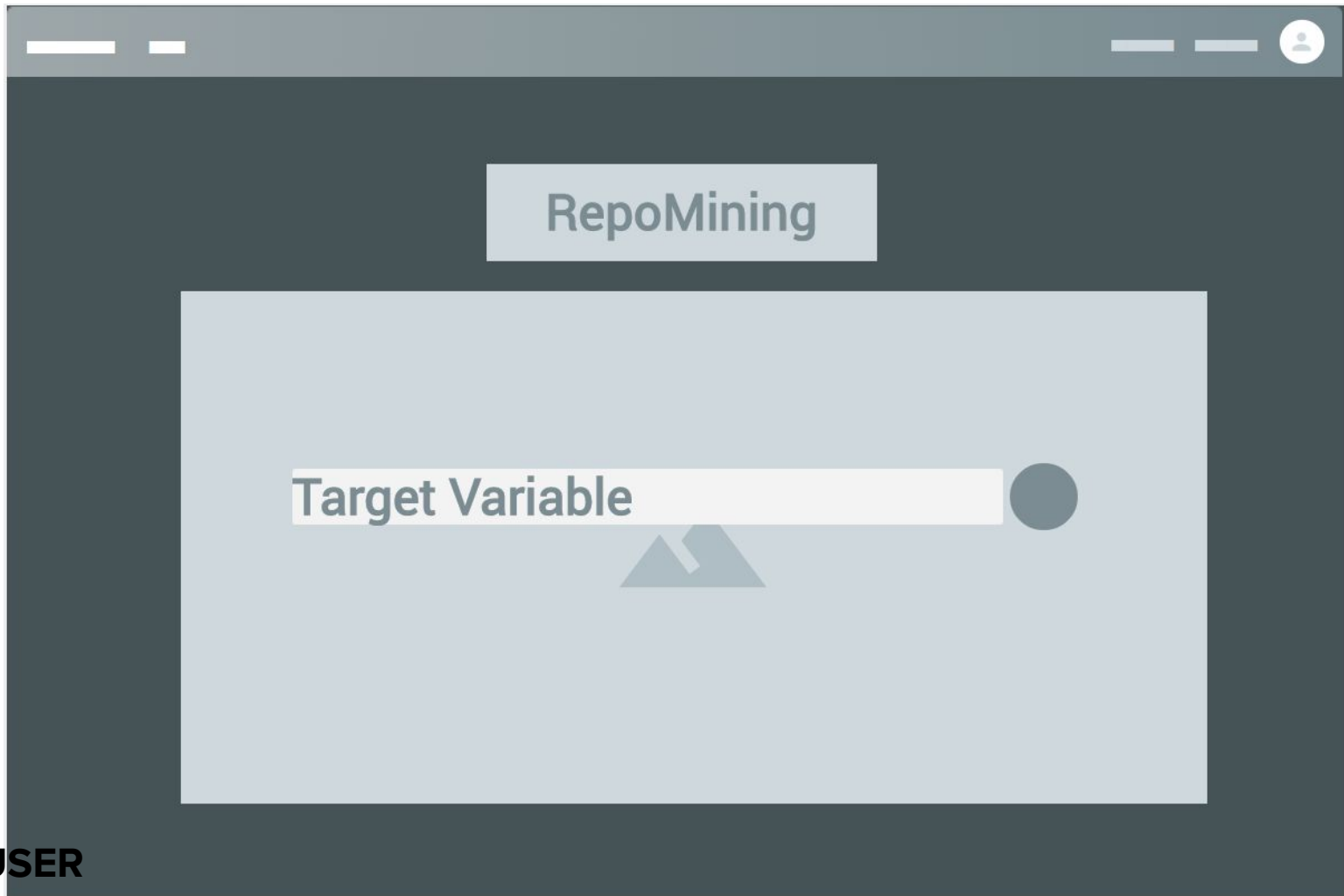
Choose a file to upload



DATA PROVIDER

RepoMining

- Description**
- Time-stamp**
- Tags**
- Type**
 - Public
 - Private




RepoMining

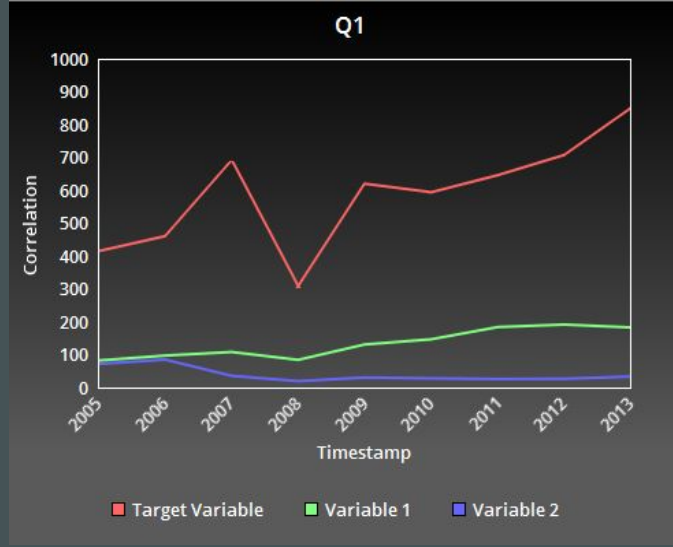

Target Variable



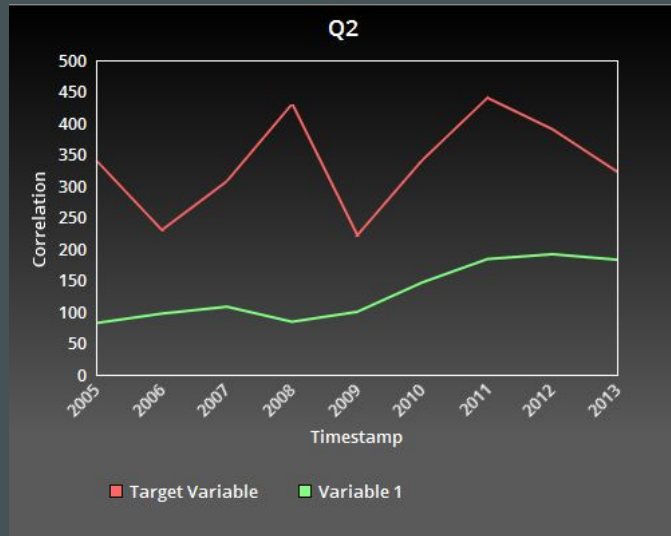
DATA USER



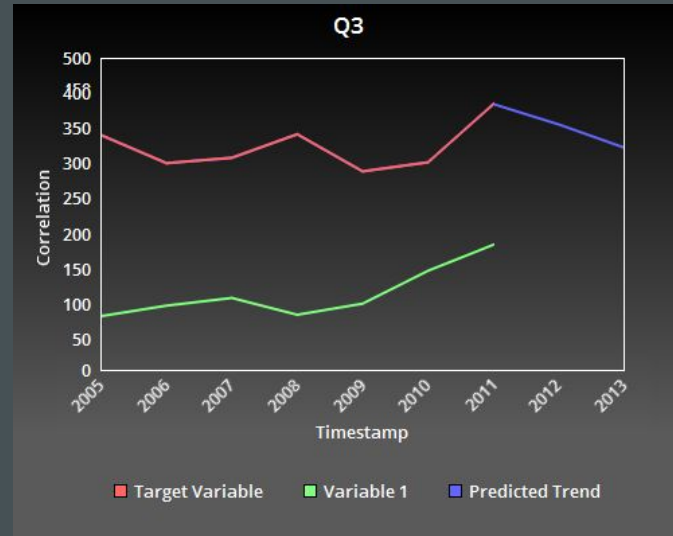
Q1



Q2



Q3



Plan for Next Milestone

Task	Jessica	Siomara
.CSV User Input catch cases	Write and test catch cases	Write and test catch cases
Q1	Coding math-equations. visualizations	Client input for target variable, export .CSV file
Website	Host web site	Website vulnerabilities
Data Processing	Set Target Variable. Search	Narrow Data, find data to use
Database setup for metadata, metadata inputs	SQL, database setup	SQL. database setup

Discussion for Each Planned Task

.CSV User Input catch cases: Need to add a 'catcher' code to indicate if users uploaded incorrect formats for csv - csv files need to have timestamps going across the top row with variables in the first column, or timestamps going down in the first column with variables names in the first row with subsequent data in columns going down.

Q1: Client requires that Question 1 be completed by the next Milestone. Target Variable needs to be set. Other variables need to be narrowed down using another algorithm. Question 1 needs to be able to visualize the data and create a csv export of results.

Website: Needs at least 3 pages. A working main page, a page for data providers, and a page for data consumers. Buttons need to be working.

Data Processing: Set Target Variable, Search, and Narrow Data functions need to be programmed.

Database setup for meta-data: Database creation using SQL to save the description of the target variable, its tags, initial and final timestamps, and if data is of public or private use.